

CODE
LIFE





STOCK FURNITURE:

Spanish market: ship outs up to 3 days.
European market: ship outs up to 7 days.
International market: ship outs up to 7 days.

PRODUCTO MARCADO EN STOCK MUEBLES:

Mercado español: salida de almacén en 3 días.
Mercado europeo: salida de almacén en 7 días.
Mercado internacional: salida de almacén en 7 días.



SPECIAL ORDER FURNITURE:

Spanish / European / International market:
Ship outs up to 5 weeks.

PRODUCTO BAJO PEDIDO MUEBLES:

Mercado español / Europeo / Internacional:
Salida de almacén hasta 5 semanas.

CODE





CODE





CODE





CODE







CODE

Base Units specs. / Especificaciones armazón

Base Unit 80 y100:
 Lacquered or laminated base unit.
 Fully extendable drawers.
 Top drawer with dividers.
 Left opening door.
 Soft-close system.
 Optional support legs.

Base Unit 60 y120:
 Laquered or laminated base unit.
 Fully extendable drawers.
 Top drawer with dividers.
 Soft-close system.
 Optional support legs.

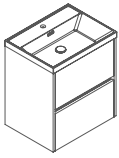
Armazón 80 y100:
 Armazón lacado o laminado.
 Cajones de extracción total.
 Separadores en cajón superior.
 Puerta de apertura izquierda.
 Cierre amortiguado.
 Patas opcionales.

Armazón 60 y120:
 Armazón lacado o laminado.
 Cajones de extracción total.
 Separadores en cajón superior.
 Cierre amortiguado.
 Patas opcionales.

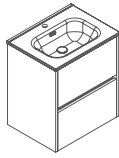
Basins specs. / Especificaciones lavabos

Ceramic Basin.
 Mineral Marmo® basin (gloss).
 Mineral Solid® basin (matt).

Encimera cerámica.
 Encimera Mineral Marmo® (brillo).
 Encimera Mineral Solid® (mate).



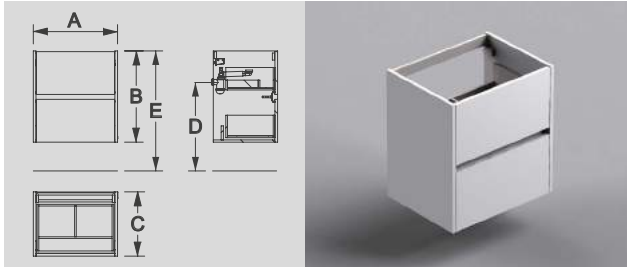
CODE 60 + MX1



CODE 60 + SX7

60
CODE

BASE UNIT 60 / ARMAZÓN 60

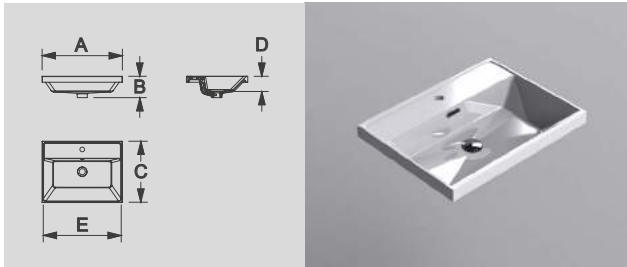


A: 600 mm B: 650 mm C: 458 mm
D: 240-600 mm E: 855 mm

Ref.	Finish / Acabado
162925	ARENA GLOSS
161218	BLANCO GLOSS
168958	ANTHRACITE GLOSS
161249	FRESNO
162918	GREYWOOD
161232	NUT
172665	OAKWOOD

*"Preloc" siphon is required.
Necesario montar sifón Preloc.*

MX1 BASIN 60 1Ø / MX1 ENCIMERA 60 1Ø




A: 606 mm B: 161 mm C: 463 mm
D: 115 mm E: 585 mm

Available with ØØ
Disponible en ØØ.

Ref.	Finish / Acabado
161195	MINERAL MARMO®

SX7 BASIN 60 1Ø / SX7 ENCIMERA 60 1Ø



A: 615 mm B: 175 mm C: 460 mm
D: 85 mm E: 451 mm

Ref.	Finish / Acabado
161416	CERAMIC / CERÁMICA

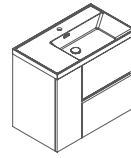
HARDWARE



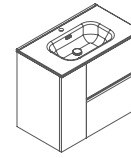
WASTE P-TRAP 1¹/₄" PRELOC
SIFON DESAGÜE 1¹/₄" PRELOC

CHROME / CROMO
 Ref. 161508

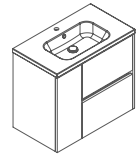
80 CODE



CODE 80 + MX1



CODE 80 + SX7

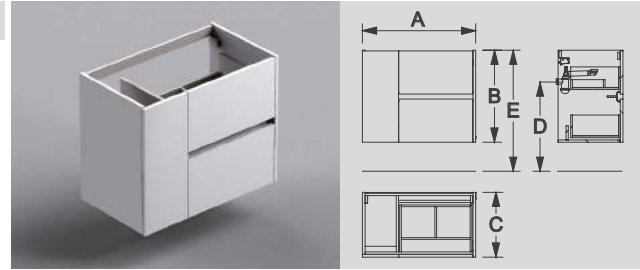


CODE 80 + SX9

BASE UNIT 80 / ARMAZÓN 80

Ref.	Finish / Acabado
162949	ARENA GLOSS
161256	BLANCO GLOSS
168965	ANTHRACITE GLOSS
161287	FRESNO
162932	GREYWOOD
161270	NUT
172672	OAKWOOD

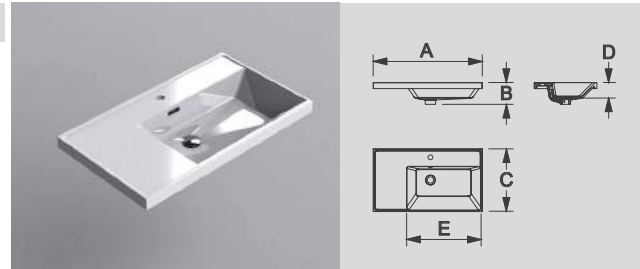
"Preloc" siphon is required.
Necesario montar sifón Preloc.



A: 800 mm B: 650 mm C: 458 mm
D: 240-600 mm E: 855 mm

MX1 BASIN 80 1Ø / MX1 ENCIMERA 80 1Ø

Ref.	Finish / Acabado
161171	MINERAL MARMO®

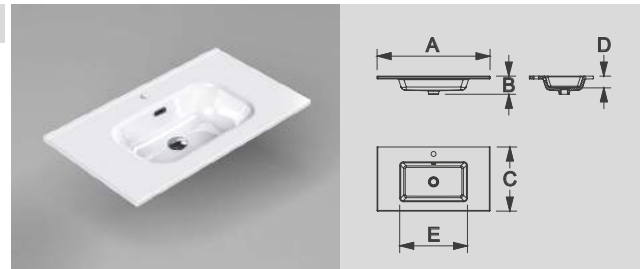


Available with ØØ
Disponible en ØØ.

A: 806 mm B: 161 mm C: 463 mm
D: 115 mm E: 546 mm

SX7 BASIN 80 1Ø / SX7 ENCIMERA 80 1Ø

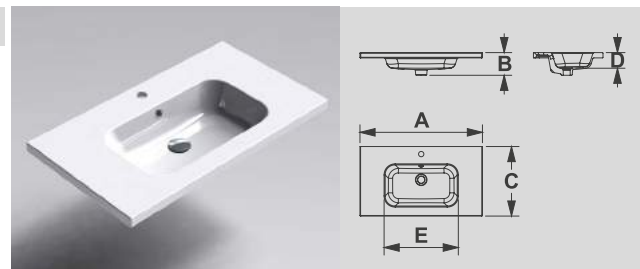
Ref.	Finish / Acabado
161423	CERAMIC / CERÁMICA



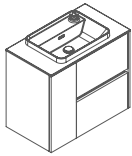
A: 815 mm B: 175 mm C: 460 mm
D: 120 mm E: 505 mm

SX9 BASIN 80 1Ø / SX9 ENCIMERA 80 1Ø

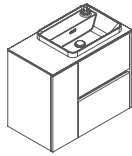
Ref.	Finish / Acabado
168118	CERAMIC / CERÁMICA



A: 810 mm B: 130 mm C: 460 mm
D: 85 mm E: 486 mm



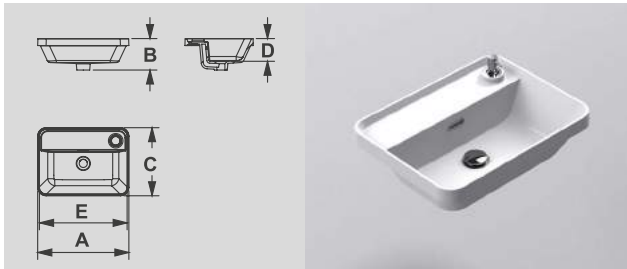
CODE 80 + MX6



CODE 80 + MX6

80
CODE

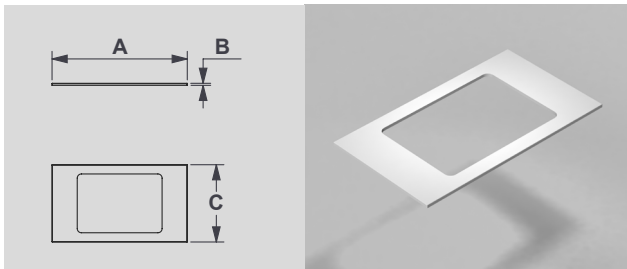
MX6 BASIN 50 1Ø / MX6 LAVABO 50 1Ø



A: 520 mm B: 180 mm C: 390 mm
D: 130 mm E: 500 mm

Ref.	Finish / Acabado
167302	MINERAL MARMO®
168637	MINERAL SOLID®
With dispenser / Con dosificador	
167296	MINERAL MARMO®
168620	MINERAL SOLID®
Without dispenser / Sin dosificador	

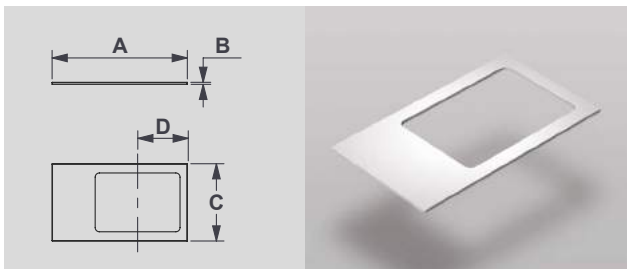
MX6 COUNTERTOP 80 / MX6 ENCIMERA 80 PLANA



A: 805 mm B: 12 mm C: 460 mm

Ref.	Finish / Acabado
177486	MINERAL MARMO®
177493	MINERAL SOLID®

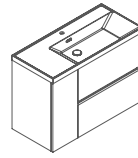
MX6 COUNTERTOP 80 OFFSET EDGE LEFT-RIGHT / MX6 ENCIMERA 80 PLANA DESP. IZDA-DCHA



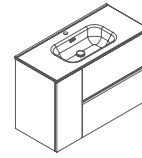
A: 805 mm B: 12 mm C: 460 mm

Ref.	Finish / Acabado
167715	MINERAL MARMO®
167722	MINERAL SOLID®

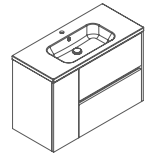
100 CODE



CODE 100 + MX1



CODE 100 + SX7

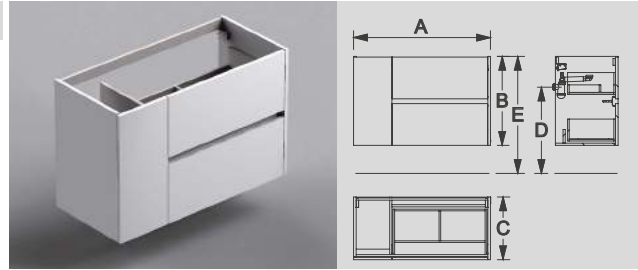


CODE 100 + SX9

BASE UNIT 100 / ARMAZÓN 100

Ref.	Finish / Acabado
162963	ARENA GLOSS
161294	BLANCO GLOSS
168972	ANTHRACITE GLOSS
161324	FRESNO
162956	GREYWOOD
161317	NUT
172689	OAKWOOD

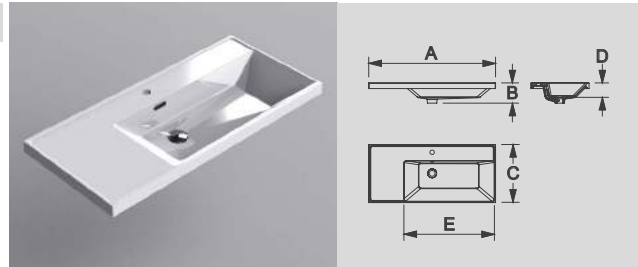
*"Preloc" siphon is required.
Necesario montar sifón Preloc.*



A: 1000 mm B: 650 mm C: 458 mm
D: 240-600 mm E: 855 mm

MX1 BASIN 100 1Ø / MX1 ENCIMERA 100 1Ø

Ref.	Finish / Acabado
161188	MINERAL MARMO®

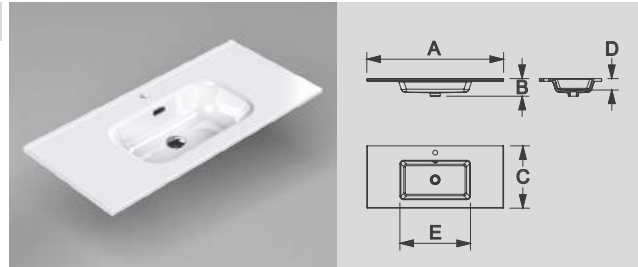


Available with Ø
Disponibile en ØØ.

A: 1006 mm B: 161 mm C: 463 mm
D: 115 mm E: 718 mm

SX7 BASIN 100 1Ø / SX7 ENCIMERA 100 1Ø

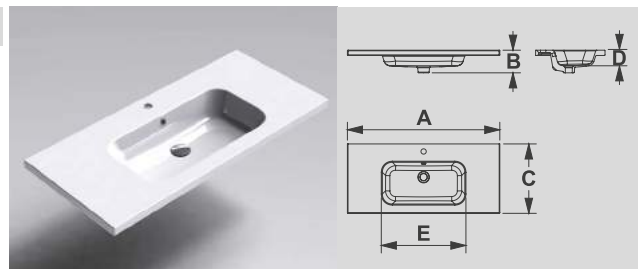
Ref.	Finish / Acabado
161430	CERAMIC / CERÁMICA



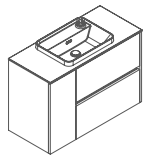
A: 1015 mm B: 175 mm C: 465 mm
D: 120 mm E: 540 mm

SX9 BASIN 100 1Ø / SX9 ENCIMERA 100 1Ø

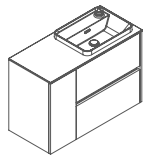
Ref.	Finish / Acabado
168125	CERAMIC / CERÁMICA



A: 1010 mm B: 150 mm C: 460 mm
D: 102 mm E: 560 mm



CODE 100 + MX6



CODE 100 + MX6

100
CODE

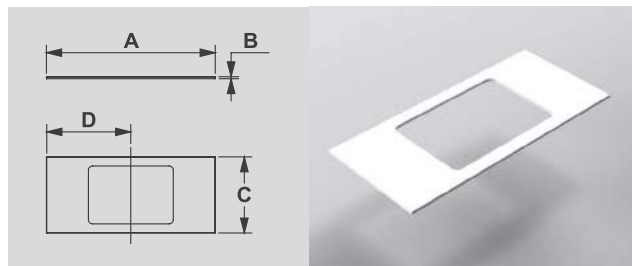
MX6 BASIN 50 1Ø / MX6 LAVABO 50 1Ø



A: 520 mm B: 180 mm C: 390 mm
D: 130 mm E: 500 mm

Ref.	Finish / Acabado
167302	MINERAL MARMO®
168637	MINERAL SOLID®
With dispenser / Con dosificador	
167296	MINERAL MARMO®
168620	MINERAL SOLID®
Without dispenser / Sin dosificador	

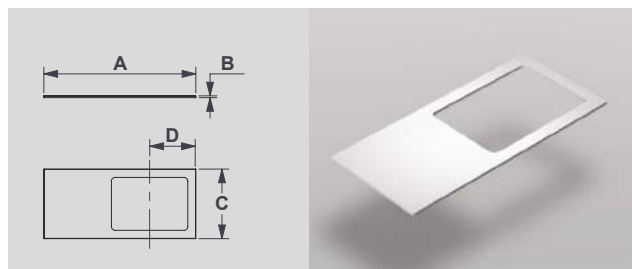
MX6 COUNTERTOP 100 / MX6 ENCIMERA 100 PLANA



A: 1005 mm B: 12 mm C: 460 mm

Ref.	Finish / Acabado
167739	MINERAL MARMO®
167746	MINERAL SOLID®

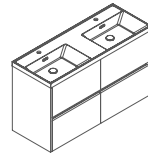
MX6 COUNTERTOP 100 OFFSET EDGE LEFT-RIGHT / MX6 ENCIMERA 100 PLANA DESP. IZDA-DCHA



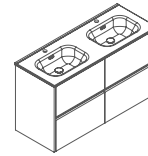
A: 1005 mm B: 12 mm C: 460 mm

Ref.	Finish / Acabado
167753	MINERAL MARMO®
167760	MINERAL SOLID®

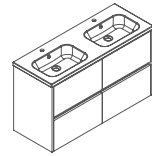
120 CODE



CODE 120 + MX1



CODE 120 + SX7

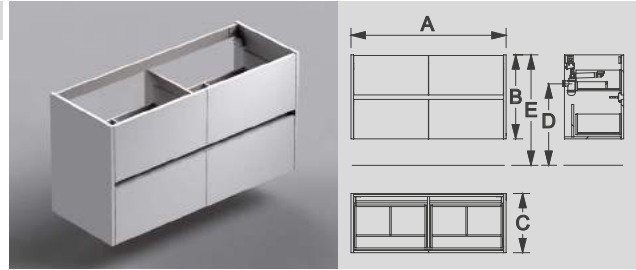


CODE 120 + SX9

BASE UNIT 120 / ARMAZÓN 120

Ref.	Finish / Acabado
162987	ARENA GLOSS
161331	BLANCO GLOSS
168989	ANTHRACITE GLOSS
161362	FRESNO
162970	GREYWOOD
161355	NUT
172696	OAKWOOD

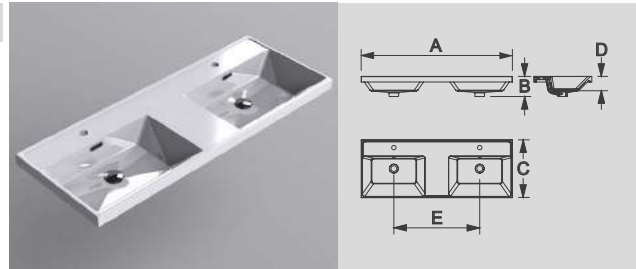
"Preloc" siphon is required.
Necesario montar sifón Preloc.



A: 1200 mm B: 650 mm C: 458 mm
D: 240-600 mm E: 855 mm

MX1 BASIN 120 1Ø DOUBLE / MX1 ENCIMERA DOBLE 120 1Ø

Ref.	Finish / Acabado
161201	MINERAL MARMO®

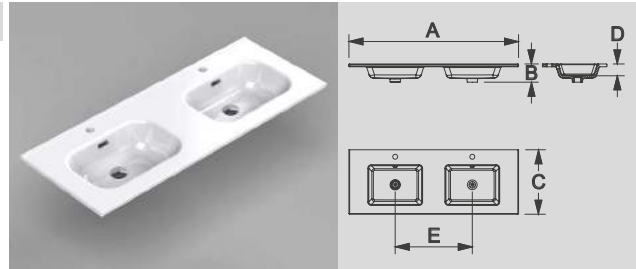


Available with ØØ
Disponibile en ØØ.

A: 1206 mm B: 161 mm C: 463 mm
D: 115 mm E: 687 mm

SX7 BASIN 120 1Ø DOUBLE / SX7 ENCIMERA DOBLE 120 1Ø

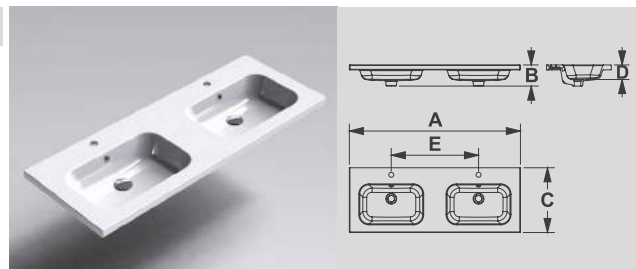
Ref.	Finish / Acabado
161447	CERAMIC / CERÁMICA



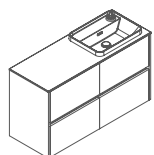
A: 1215 mm B: 178 mm C: 470 mm
D: 120 mm E: 610 mm

SX9 BASIN 120 1Ø DOUBLE / SX9 ENCIMERA 120 1Ø DOBLE

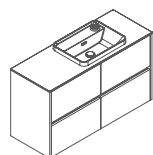
Ref.	Finish / Acabado
168132	CERAMIC / CERÁMICA



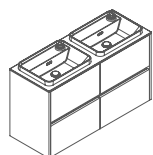
A: 1215 mm B: 150 mm C: 460 mm
D: 102 mm E: 620 mm



CODE 120 + MX6



CODE 120 + MX6

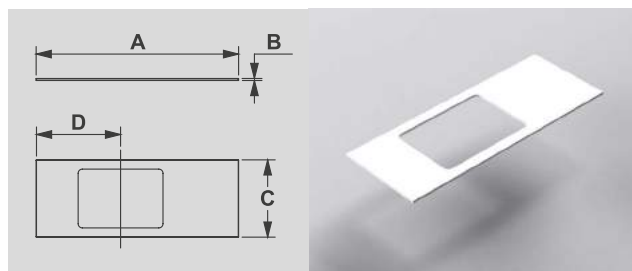


CODE 120 + MX6

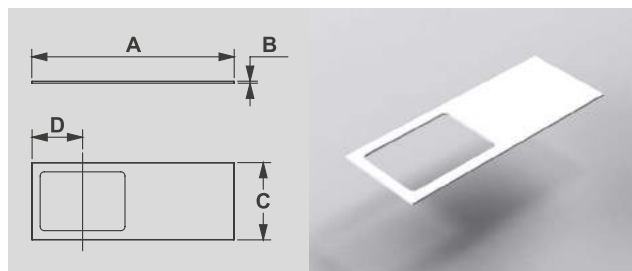
120
CODE**MX6 BASIN 50 1Ø/MX6 LAVABO 50 1Ø**A: 520 mm B: 180 mm C: 390 mm
D: 130 mm E: 500 mm

Ref.	Finish / Acabado
167302	MINERAL MARMO®
168637	MINERAL SOLID®
167296*	MINERAL MARMO®
168620*	MINERAL SOLID®

* Without dispenser / Sin dosificador

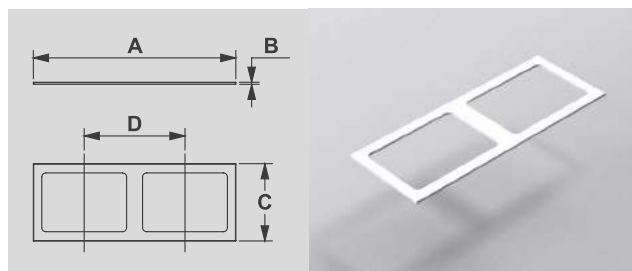
MX6 COUNTERTOP 120 OFFSET LEFT-RIGHT / MX6 ENCIMERA 120 PLANA DESCENTRADA IZDA-DCHAA: 1205 mm B: 12 mm C: 460 mm
D: 500 mm

Ref.	Finish / Acabado
167814	MINERAL MARMO®
167821	MINERAL SOLID®

MX6 COUNTERTOP 120 OFFSET EDGE LEFT-RIGHT / MX6 ENCIMERA 120 PLANA DESP. IZDA-DCHA

A: 1205 mm B: 12 mm C: 460 mm

Ref.	Finish / Acabado
167777	MINERAL MARMO®
167784	MINERAL SOLID®

MX6 COUNTERTOP 120 DOUBLE / MX6 ENCIMERA 120 PLANA DOBLEA: 1205 mm B: 12 mm C: 460 mm
D: 600 mm

Ref.	Finish / Acabado
167838	MINERAL MARMO®
167845	MINERAL SOLID®

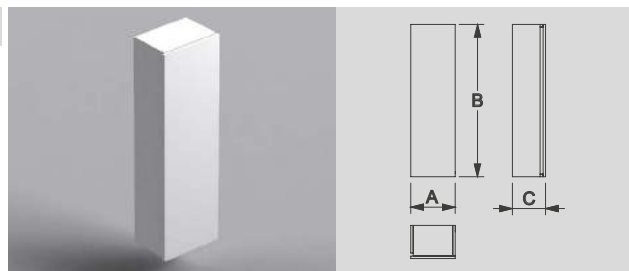
CODE

WALL VITRINE 120 / COLUMNNA 120

Ref.	Finish / Acabado
163007	ARENA GLOSS
161379	BLANCO GLOSS
168996	ANTHRACITE GLOSS
161409	FRESNO
162994	GREYWOOD
161393	NUT
172702	OAKWOOD

Lacquered or laminated wall vitrine.
Right or left opening door.
Soft-close system.
3 adjustable shelves.

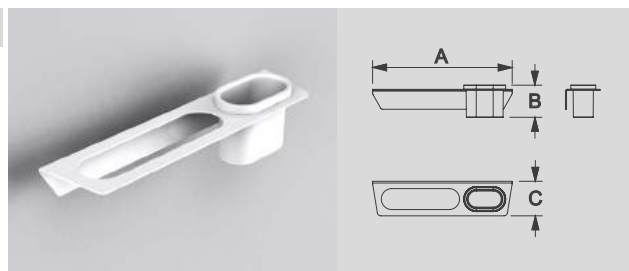
Armazón lacado o laminado.
Puerta apertura izquierda o derecha.
Cierre amortiguado.
3 estantes interiores.



A: 350 mm B: 1200 mm C: 261 mm

TOWEL BAR + GLASS / T. BARRA 400 MM. + VASO S5

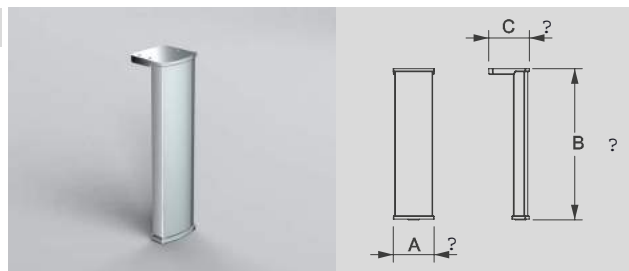
Ref.	Finish / Acabado
161997	WHITE / BLANCO



A: 400 mm B: 92 mm C: 99 mm

CODE LEGS SET / SET PATAS

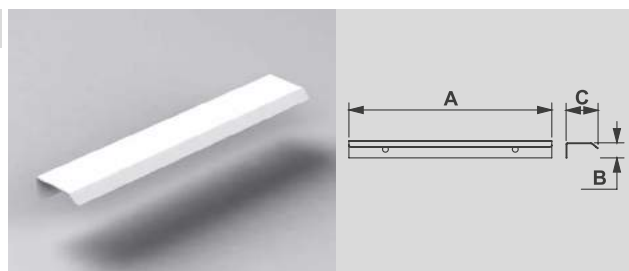
Ref.	Finish / Acabado
162079	2 LEGS SET / SET 2 PATAS
162086	4 LEGS SET / SET 4 PATAS



A: 54 mm B: 200 mm C: 54 mm

HANDLE LINE / TIRADOR LINE

Ref.	Finish / Acabado
167197	BLANCO
167203	ARENA
167210	ANTHRACITE



A: 198 mm B: 7 mm C: 20 mm

CODE



Fresno
Ref. 9992223N




Oakwood
Ref. 9992225G




Greywood
Ref. 9992223Ñ



Nut
Ref. 9992223M



Blanco Gloss
Ref. 9992223M



Arena Gloss
Ref. 9992223X



Anthracite Gloss
Ref. 9992225E

HARDWARE



WASTE P-TRAP 1¹/₄" PRELOC
SIFON DESAGÜE 1¹/₄" PRELOC

CHROME / CROMO
🛒 Ref. 161508