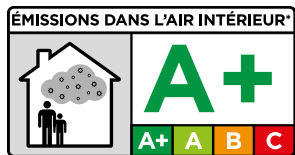




DEKOGROUT

Antibacterial, flexible, smooth cement-based grout

- Antibacterial and mould resistant
- Water repellent
- Resistant to freeze/thaw cycles
- Good application and wash-off properties
- Smooth surface and wide colour range (26 colours)
- For interior, exterior and under water
- Fulfils the requirements of EN 13888, CG2WA
- For joints from 1 - 6 mm wide
- Vapor permeable
- Suitable for heated floors and walls
- Colours matched to the DEKOSIL silicone system



AREAS OF APPLICATION:

DEKOGROUT is suitable for grouting glass mosaic, vitrified and fully vitrified clay tiles, brick tiles, tile slips, floor clinkers in bathrooms, showers and living rooms, on terraces, balconies and loggia. As well as facades, in swimming pools, commercial areas, and on heated and flow screeds. Furthermore DEKOGROUT is suitable for grouting of natural stones, if the product-specific properties of the natural stone material permit this and discolouration (i.e. through stones physical characteristics) can be eliminated. We recommend DEKOGROUT+ for the grouting of natural stones.



TECHNICAL ASSISTANCE



INSURANCE GUARANTEE



TECHNICAL MEETINGS



PROFESSIONAL USE

CONTRACT ITEM SPECIFICATIONS:

Floor and wall coverings must be grouted with a cement-based, antibacterial, flexible, mould resistant, water-repellent grout, EC1 R PLUS certified and tested in accordance with EN 13888 class CG2WA, like DEKOGROUT by Benfer.

METHOD OF USE:**SUBSTRATES PREPARATION:**

Adequately rake out mortar joints once the adhesive has sufficiently set, then wet-clean the tile surface. The adhesive bed must be fully set or discolouration may appear. Pre-wet strongly porous surfaces uniformly with water. Joints must be clean and free from separating media. The time at which grouting may commence depends on the adhesive used and varies from 2 to 72 hours. Mortar beds used in sand : cement fixing must be sufficiently set and uniformly dry. Do not grout surfaces with differing surface temperatures (i.e. in direct sunlight). The consistency of the grout is to be adjusted dependent on the porosity of the cladding material and the substrate.

PRODUCT PREPARATION:

Mix DEKOGROUT with clean water in a clean container. Provide 1.2 – 1.3 l water dependant on the desired consistency. Add 5 kg DEKOGROUT and mix until a smooth mass is achieved. We recommend using a suitable mixer at approx. 300 – 500 rpm. After a maturing time of 4 minutes the joint mortar is mixed once again. In order to avoid discrepancies in the color shade, the mix ratios should be kept consistent.

PRODUCT APPLICATION

DEKOGROUT is filled in wall and floor areas using jointing board, with slight pressure and placed diagonally so that the joint is completely filled, being carefully removed after use.

After the initial hardening of the joint mortar (tactile control) wash the outlines. After approx. 10 -15 minutes wash clean with a sponge board.













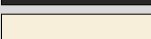

















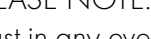

Protect expansion joints for the subsequent application of the elastic jointing with DEKOSIL or DEKOFLEX-PU. After initial hardening, scratch the mortar residues out by washing with a slightly moist sponge.

Potential formations of ceramic mortar (fog) are to be washed off after several hours using a sponge board with clean water. Do not use dry cloths for the cleaning as the rubbing of the dried joint mortar may lead to discoloration of the fresh joint. Protect the fresh jointing against high temperatures, winds, rain or frost that may negatively influence the curing. In case of unsuitable weather conditions (low air humidity, draught air, wind) and strongly absorbing ceramics, the joint mortar will cure better when the joint diameter is treated with clean water (moistening with the sponge board). The washing water should often be replaced by clean water. For coverings with rough, profiled or porous surfaces, as well as natural stones which are rough at the surface, a test jointing should be carried out (the surface should be slightly moistened or primed with suitable material prior to the jointing). The time of the washing is dependant on the material and the existing climate. After sufficient waiting time the surface is to be smoothed without washing the joints out.

ADVICE:

- Joint mortar which has already begun hardening should not be made workable again through the addition of water or fresh mortar. There is an increased danger of colour discrepancies.
- Do not powder and remove DEKOGROUT with dry material. Increased risk of discolouration exists due to inadequate dissociation of the component parts.
- Only use clean water and clean tools.
- Clean the substrates thoroughly prior to jointing.
- Regard the setting time of adhesives and mortars. Discoloration may occur by grouting too early.
- Protect the joints from rapidly drying out in drafts and strong sunlight by hanging polythene sheets or repeated wetting of the joints.
- Protect grouting until hardened from rain and frost!
- Do not improve DEKOGROUT with CEMLATEX GIUNTI.
- Joints around tile bays, interruptions and pipe outlets as well as perimeter and connection joints should be sealed with an elastic material such as DEKOSIL or DEKOFLEX-PU dependent on application.
- The use of DEKOGROUT does not replace waterproofing measures.
- For maintenance and cleaning of the jointing area we only recommend the use of neutral cleaning agents. After cleaning, the surface is to be rinsed off with clean water. Pay attention to varying absorption rates of the substrate and the joint flanks.
- Irregular effects of moisture due to the construction below, the mortar bed, differences in temperature or covering materials, may lead to colour discrepancies in the joint pattern which do not affect the quality of the joint mortar and may level themselves through positive environmental conditions. We do not guarantee against differences in the colour shade.
- In case of high mechanical wear such as cleaning machines or chemical loads, we recommend the 2-component, highly-wearable epoxy resin joint DEKOGROUT-2K.
- Prior to the jointing of border finishes and expansion joints, and to support the mortar structure, polystyrene or foam elements are secured.
- If etching is required, the joints must be wetted sufficiently.
- Only material from the same production batch should be applied within an area.
- To achieve optimal hydration of the cement, adequate moisture is to be provided. This is especially important for non-absorbing stone or tiles; therefore no moist depositories can be expected.
- Refer to the specific product properties when laying natural stone and synthetic stone (tendency to discolour). When doubt exists carry out a grout trial. We recommend grouting natural stone with DEKOGROUT+.
- Protect surface areas which are not to be treated against the effects of DEKOGROUT.

Please adhere to the current EU-safety data sheet.

DEKOGROUT colours					
Colour	Art. no.	Colour	Code	Package	Package/Europallet
	000005900	White	White	5 kg bag	4 bags box/27 boxes
	000005902	White	White	20 kg bag	63 bags / Europallet
	000005904	Manhattan	Manhattan	5 kg bag	4 bags box/27 boxes
	000006040	Grey chiaro	7035	5 kg bag	4 bags box/27 boxes
	000006042	Grey chiaro	7035	20 kg bag	63 bags / Europallet
	000006030	Grey	7042	5 kg bag	4 bags box/27 boxes
	000006032	Grey	7042	20 kg bag	63 bags / Europallet
	000006020	Grey tortora	Grey tortora	5 kg bag	4 bags box/27 boxes
	000006022	Grey tortora	Grey tortora	20 kg bag	63 bags / Europallet
	000005910	Grey cemento	7030	5 kg bag	4 bags box/27 boxes
	000005912	Grey cemento	7030	20 kg bag	63 bags / Europallet
	000005980	Antracite	7037	5 kg bag	4 bags box/27 boxes
	000005982	Antracite	7037	20 kg bag	63 bags / Europallet
	000005970	Nero	9004	5 kg bag	4 bags box/27 boxes
	000005920	Off white	Off white	5 kg bag	4 bags box/27 boxes
	000005930	Crema marfil	9001	5 kg bag	4 bags box/27 boxes
	000005940	Travertino	Travertino	5 kg bag	4 bags box/27 boxes
	000005960	Beige	1013	5 kg bag	4 bags box/27 boxes
	000005950	Camel	1001	5 kg bag	4 bags box/27 boxes
	000006136	Nocciola	Nocciola	5 kg bag	4 bags box/27 boxes
	000006134	Caramello	Caramello	5 kg bag	4 bags box/27 boxes
	000006010	Tabacco	8007	5 kg bag	4 bags box/27 boxes
	000006000	Marrone	8011	5 kg bag	4 bags box/27 boxes
	000005990	Testa di moro	8017	5 kg bag	4 bags box/27 boxes
	000006050	Giallo	1012	5 kg bag	4 bags box/27 boxes
	000006060	Verde	6019	5 kg bag	4 bags box/27 boxes
	000006070	Smeraldo	6024	5 kg bag	4 bags box/27 boxes
	000006080	Crocus	Crocus	5 kg bag	4 bags box/27 boxes
	000006090	Azzurro	5012	5 kg bag	4 bags box/27 boxes
	000006100	Blu	5013	5 kg bag	4 bags box/27 boxes
	000006120	Rosa	3014	5 kg bag	4 bags box/27 boxes
	000006130	Rosso maranello	3003	5 kg bag	4 bags box/27 boxes

PLEASE NOTE: The colours shown in this chart are reproduced as real as possible, but they are indicative only. They must in any event be verified by the end user, who assumes all liabilities deriving from utilization of the product.

DEKOGROUT - Consumption -

DEKOGROUT for joints from 1 up to 6 mm

Coverage: kg per 10 m² of tiled surface

Size of the tile (cm)	Thickness (cm)	Width of the joint (mm)					
		1	2	3	4	5	6
1 x 1	0,3	8,50	17,0				
2 x 2	0,4	5,30	10,6				
2,5 x 2,5	0,4	4,30	8,50	12,8			
2,5 x 2,5	1,0	10,9	21,9	32,8			
5 x 5	0,4	2,40	4,90	7,30	9,70	12,2	14,6
10 x 10	1,0	3,00	6,10	9,10	12,2	15,2	18,2
10 x 10	0,6	1,80	3,60	5,50	7,30	9,10	10,9
12,5 x 12,5	1,0	2,40	4,90	7,30	9,70	12,2	14,6
10 x 20	0,8	1,80	3,60	5,50	7,30	9,10	10,9
15 x 15	1,4	3,00	6,00	8,90	11,9	14,9	17,9
15 x 15	0,8	1,70	3,40	5,10	6,80	8,50	10,2
24 x 11,5	1,2	2,60	5,10	7,70	10,2	12,8	15,3
24 x 11,5	2,0	4,30	8,50	12,8	17,0	21,3	25,5
20 x 20	1,4	2,10	4,30	6,40	8,50	10,6	12,8
20 x 20	0,8	1,20	2,40	3,60	4,90	6,10	7,30
20 x 25	0,8	1,10	2,20	3,30	4,40	5,50	6,60
25 x 25	1,0	1,20	2,40	3,60	4,90	6,10	7,30
25 x 33	1,0	1,20	2,40	3,60	4,90	6,10	7,30
30 x 30	1,5	1,80	3,60	5,50	7,30	9,10	10,9
30 x 30	0,8	1,00	1,90	2,90	3,90	4,90	5,80
30 x 5	1,0	3,60	7,30	10,9	14,6	18,2	21,9
33 x 33	0,8	1,00	1,90	2,90	3,90	4,90	5,80
40 x 40	1,0	0,90	1,80	2,70	3,60	4,60	5,50
30 x 60	1,0	0,90	1,80	2,70	3,60	4,60	5,50
60 x 60	1,0	0,60	1,20	1,80	2,40	3,00	3,60

CLEANING: The cleaning of coverings has to be done with a damp felt or a sponge before the sealer starts gripping.

CONSUMPTION: See Table page 5.

PACKAGING: All colours are available in 5 kg bags, 4 bags per carton box, 27 boxes per europallet 120x80x105h.

STORAGE: In a dry place, in the original closed package; open bags must be closed again and used as soon as possible.

SHELF LIFE: 24 months (5 kg aluminum bags), 12 months (20 kg paper bags)

PRODUCT TECHNICAL DATA	
Classification:	EN 13888 CG2WA
Basis:	Cement , mineral aggregates, new generation of additives and pigments
Colour:	26 colours (see sheet)
Apparent mass volume:	1,20 kg/dm ³
Maximum grain size:	0,2 mm
Danger of toxicity:	No. Possible irritation of the eyes and skin upon contact due to presence of cement
Inflammable:	No
Mixture ratio:	25% of water equivalent to 1,2-1,3 lt of water for 5 kg bag
Mixing time:	2-3 minutes (mixer . 300 - 500 r/min)
Consistency of paste:	Creamy mortar
Mass volume of paste:	1,90 kg/dm ³
Pot Life:	30 minutes at + 23° C
Application temperature:	From + 5° C to + 35°
Largeness of application:	From 1 mm to 6 mm
Light foot traffic:	After 24 hours
Full service after:	3 day
Final hardening:	14 days
Resistance to humidity:	Excellent
Aging process resistance:	Excellent
Temperature resistance:	From -30° C to +90° C
Storage and Duration:	24 months (5 kg aluminum bags), 12 months (20 kg paper bags) in a dry place, in the original closed package; open bags must be closed again and used as soon as possible.

PLEASE NOTE: The information given in this chart is based on our best experience and indicative only. It must in any event be verified by the end user, who assumes all liabilities deriving from utilization of the product.